



Fiscal Outlook

Board of Directors Meeting





Elementary and Secondary School Emergency Relief (ESSER) update

- Forms of federal relief
- Funding relief timeline
- Total expenditures through November 30
- Current year expenditures
- ESSER III plan by category
- Spending summary

General fund snapshot

- 2021-22 Ending fund balance update
- Updated outlook mitigates 2022-23 cuts

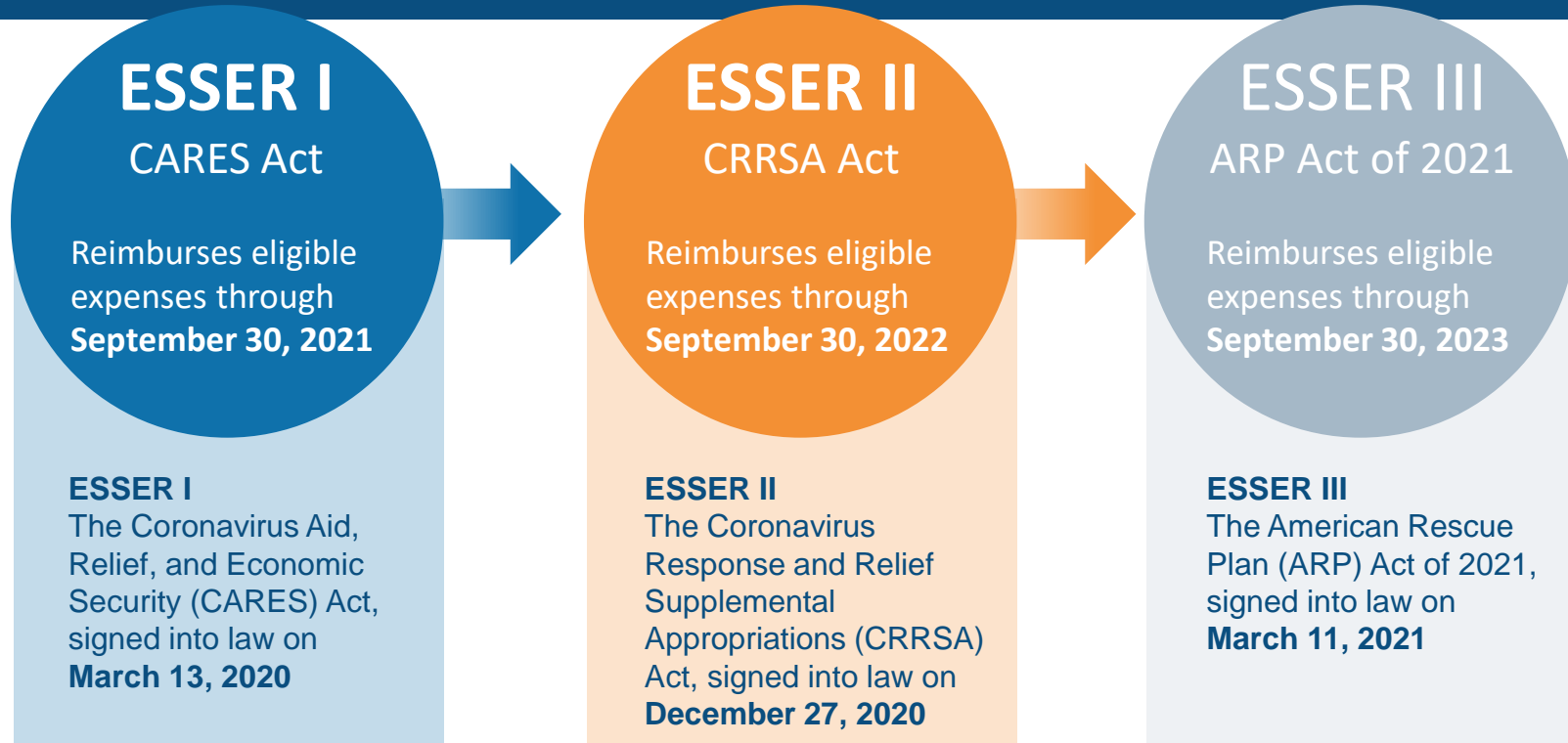




ESSER Update



Forms of Federal Relief

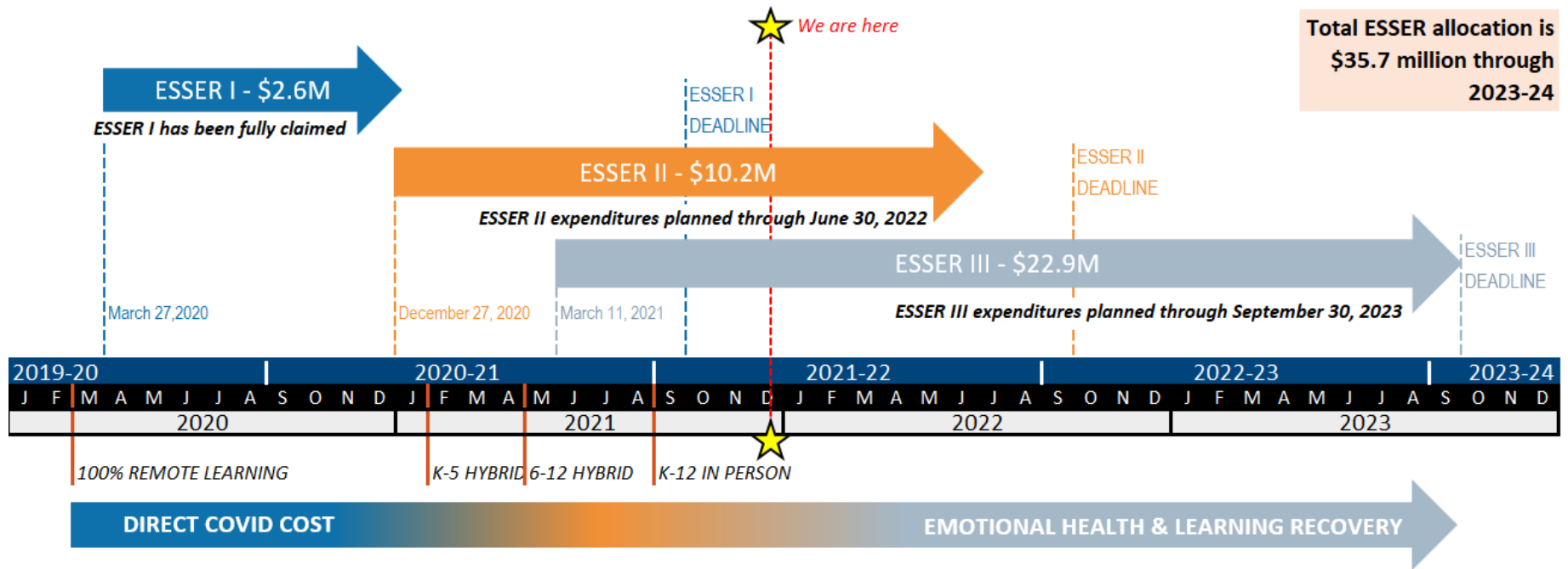


For each Act, districts may access unused funds for one year beyond deadline.

Funding Relief Timeline



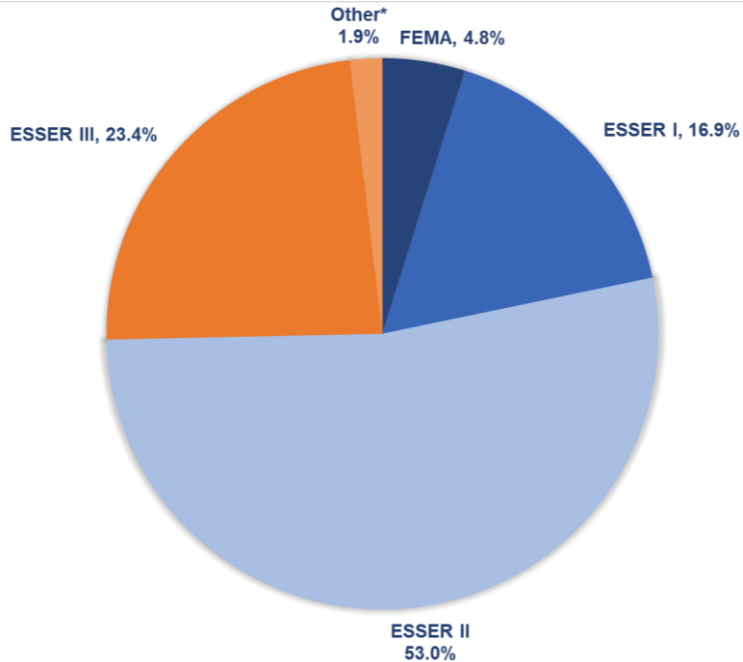
Elementary and Secondary School Emergency Relief (ESSER) Funding Timeline



Total Expenditures through November 30



\$14.4 million in ESSER and FEMA funds expended as of November 30, 2021



*Other funds are additional Education Stabilization Funds (ESF), including Governor's Emergency Education Relief (GEER) and K-12 internet access grant.

ESSER I 100% spent

Of the \$14.4 million in ESSER/FEMA funds expended through November 30, 2021, **16.9% of those expenditures were paid from ESSER I.**

Funding through ESSER I was primarily for initial COVID impacts and funding shortfalls.

ESSER II 83% spent

Of the \$14.4 million in ESSER/FEMA funds expended through November 30, 2021, **53.0% of those expenditures were paid from ESSER II.**

Funding through ESSER II is primarily for funding shortfalls, unemployment, health/safety, remote and hybrid learning.

ESSER III 16% spent

Of the \$14.4 million in ESSER/FEMA funds expended through November 30, 2021, **23.4% of those expenditures were paid from ESSER III.**

Funding through ESSER III is primarily for student supports and health/safety.

FEMA 100% spent

Of the \$14.4 million in ESSER/FEMA funds expended through November 30, 2021, **4.8% of those expenditures were paid from FEMA.**

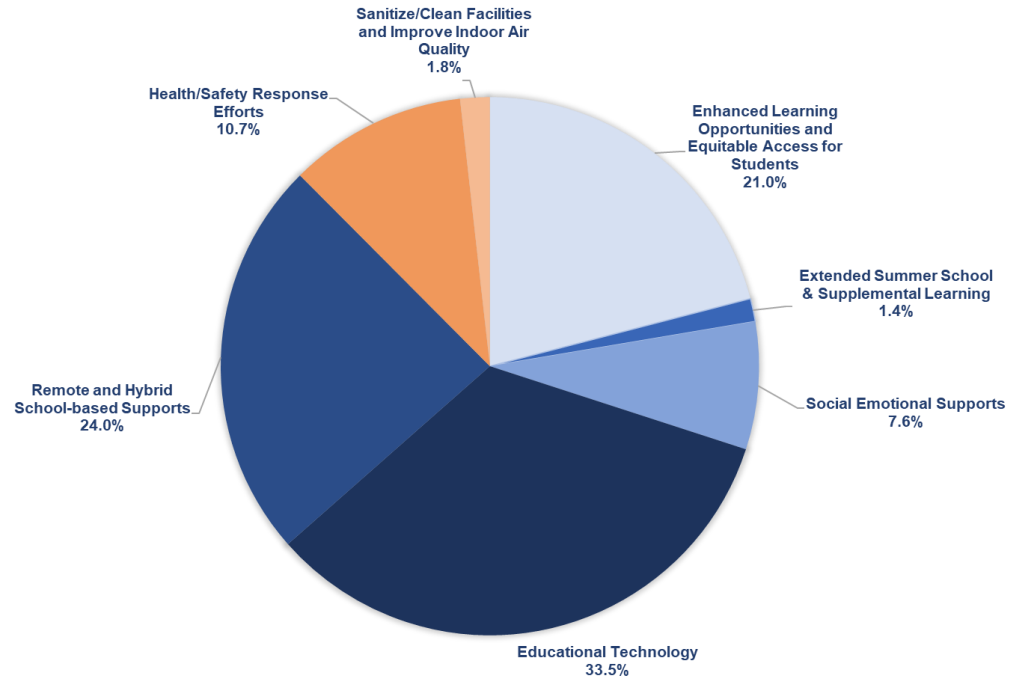
Funding through the Federal Emergency Management Agency (FEMA) is primarily for personal protective equipment (PPE) and cleaning supplies.

Current Year Expenditures through November 30

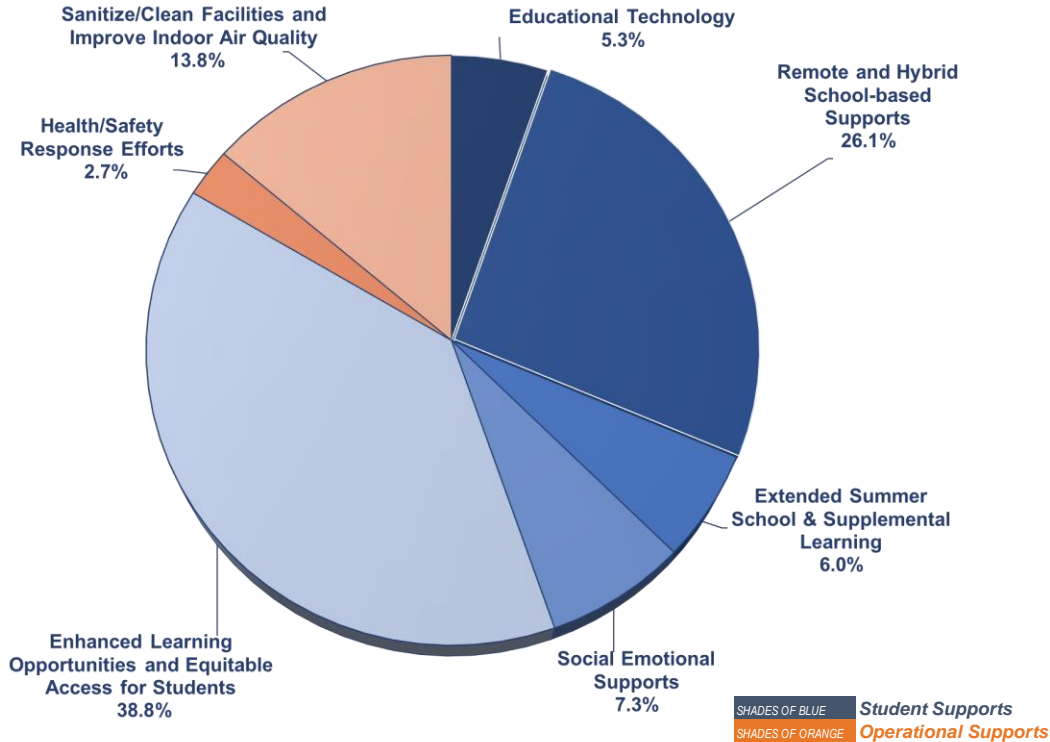


2021-22 focus on education technology, enhanced and remote learning, and SEL

- Educational technology still a significant area of support
- Enhanced Learning includes equitable access for students
- Remote and Hybrid includes Everett Virtual Academy
- Social emotional learning also a significant area of focus this year



ESSER III Plan by Category



Updated ESSER III plan beginning summer 2021 through August 2023

- 83.5% of ESSER III expenditure plan directly supports student social emotional and learning needs
- Chart updated per actual spending patterns and better alignment with reporting requirements
- Increases are in enhanced learning opportunities and equitable access, remote learning, and educational technology



Federal relief is paramount to address significant COVID impacts

- \$2.6 million of ESSER I has been fully claimed
- \$8.5 million of ESSER II has been claimed leaving \$1.7 million
 - Some planned expenditures for ESSER III shifted to ESSER II
- \$3.7 million of ESSER III has been claimed leaving \$19.2 million
 - \$10.4 million is planned for the remainder of 2021-22
 - \$8.8 million remains for sustaining programs in 2022-23
- Non-ESSER COVID related grants for 2021-22
 - \$100,000 Dual Language
 - \$1 million Individuals with Disabilities Education Act (IDEA)
- 2-year ESSER III expenditure plan on track to fund programs through 2022-23
 - Budget development will reassess use of ESSER III funds for 2022-23
 - Increased state and/or local funding vital to sustain federally funded enhanced learning, extended learning, and social emotional supports

General Fund Snapshot



2021-22 Ending Fund Balance Update



Beginning fund balances lower than prior year ending as a percent

- Annual budgets most often result in increased expenditures
- Fund balance is a percentage of total expenditures
 - Ending fund balance as of 8/31/21 was 11.9 percent
 - Beginning fund balance as of 9/1/21 was 10.8 percent

2021-22 use of fund balance lower than budget plan

- Continued COVID savings due to staff vacancies
- ESSER funding driving focused program efforts
- Economic recovery prompts more favorable assumptions

Reductions for 2022-23 have been mitigated

- State funding shortfalls still drive cuts for 2023-24
- Increased state and/or local funding vital to sustain federally funded enhanced learning, extended learning, and social emotional supports



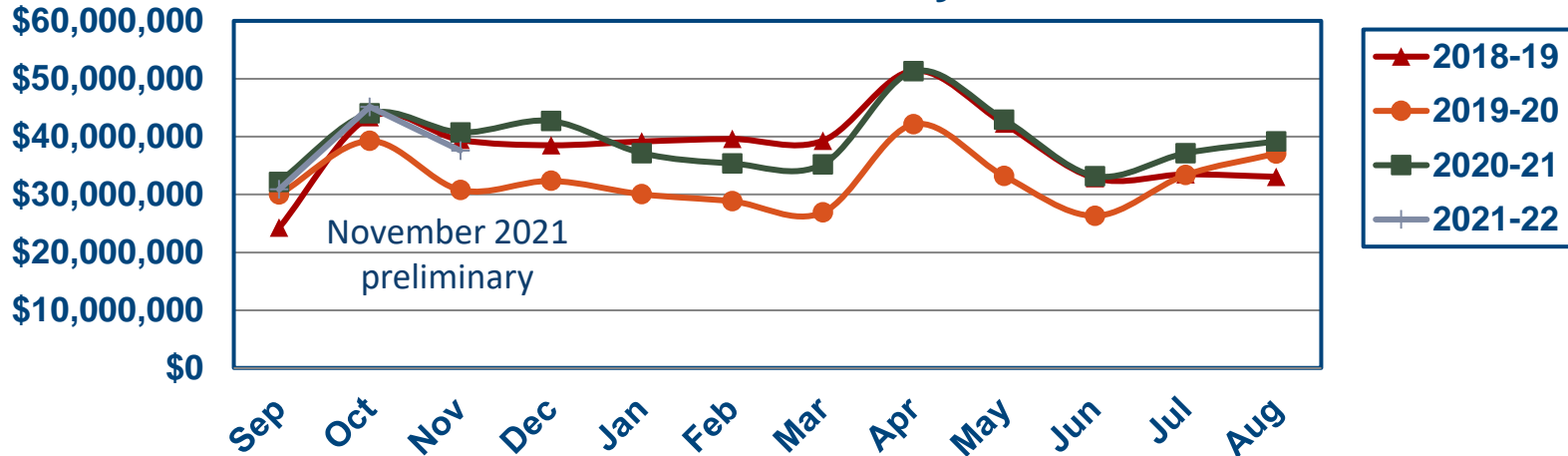
2021-22 Ending Fund Balance Update



August 2022 estimate improved at 9.2 percent

- Preliminary first quarter fund balance follows recent trends
- Fund balance offsets final year of regionalization phase-down
- With no state funding increase, fund balance covers local salary commitments

Fund Balance Trend by Month

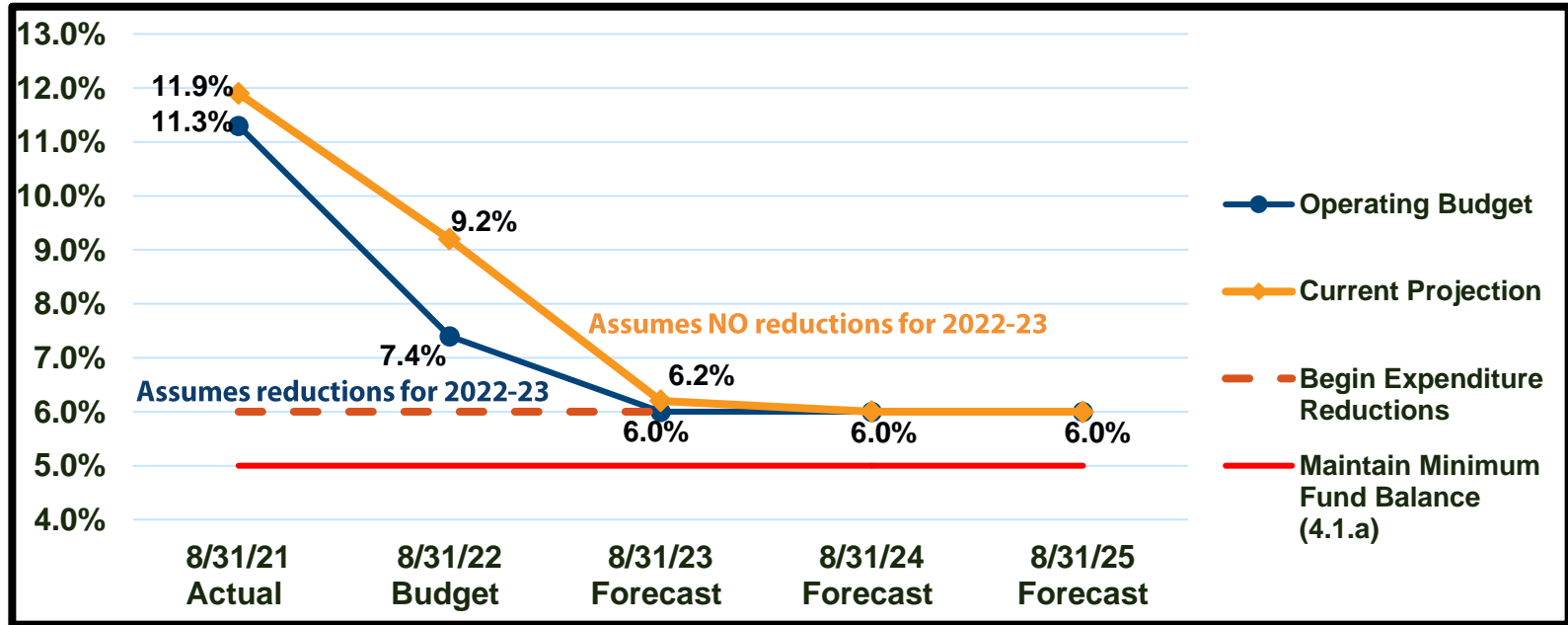


Updated Outlook Mitigates 2022-23 Cuts



Improved fiscal outlook mitigates need for 2022-23 cuts

- Updated projection as compared to adopted budget





Thank you!

Any questions?

